

Dough sheeters

Dough Sheeter, floor standing belt, Variable Speed - 500 mm

ITEM # _____

MODEL # _____

NAME # _____

SIS # _____

AIA # _____


601129 (LMP50BFVC)

Floor standing belt Dough Sheeter with tilting tables, working width 500 mm. Belt length 1000 mm. Removable scrapers. Variable speed. Fitting with croissant module

Short Form Specification

Item No. _____

Floor standing belt dough sheeter. Variable speed. Working width 500mm and 2 working belts 1000mm in length. Rolling direction can be inverted by the movement of a joystick. Cylinders can be regulated from 0,1 to 34mm in thickness. Chromium plated steel rollers (60mm diam.) Smooth surfaces are painted white. The upper and lower roller scrapers are easily removable for cleaning. The slides can be raised to save space. The belts can be removed for washing. Safety grating is hinged on the structure and equipped with a safety micro-switch to avoid injury. If the gratings are raised over a dangerous level the motor will stop. Flour container fixed on the top of the machine. Emergency stop button with lock and manual re-start ensures the cylinders stop immediately guaranteeing operator safety. Remote foot pedal to change rolling direction is available as an optional accessory.

Main Features

- Belt dough sheeter for large productions.
- Working width of 500 mm and belt 1000 mm in length.
- Rolling direction may be inverted by moving a joystick.
- Ergonomic controls situated very close together and designed to suit natural movements.
- Flour container fixed on the top of the machine.
- Safety grids hinged to the structure, equipped with a safety micro-switch against injury.
- Motor stops if gratings are raised to a dangerous level.
- Emergency stop button with lock and manual re-start to ensure cylinder halt for added operator safety.
- General electrical protection by fuses.
- Motor protected by a circuit breaker.
- Remote foot pedal to change rolling direction, available as optional accessory.

Construction

- Floor standing belt dough sheeter mounted on wheels.
- Belt entry feeding speed between 0 and 31 m/min and exit feeding speed between 0 and 52 m/min.
- 60 mm diameter cylinders may be regulated for sheets ranging from 0,1 to 34 mm in thickness.
- Upper and lower roller scrapers easily removable for cleaning
- Slides can be raised to save space and the belts can be removed for washing.
- Chromium plated steel rollers.

Sustainability

- Variable speed.



Optional Accessories

- Cutting module for croissants. PNC 653125 ☐
Triangle cut 140x128 mm. Only compatible with variable speed models
- Remote foot pedal (low tension 24V) to change rolling direction. For electric dough sheeters PNC 653600 ☐

APPROVAL: _____



Electrolux
PROFESSIONAL

Dough sheeters Dough Sheeter, floor standing belt, Variable Speed - 500 mm

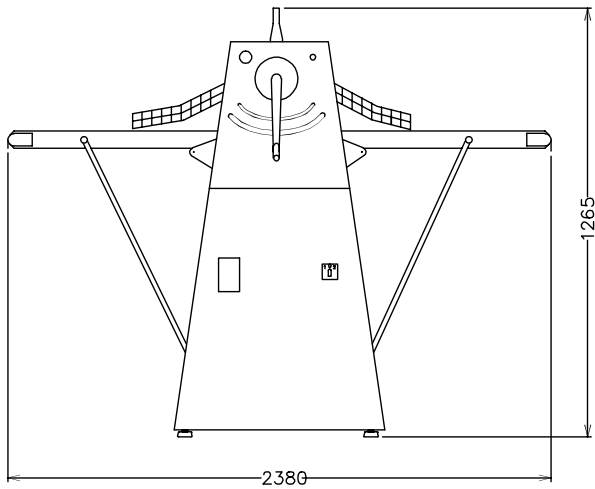
Electric

Supply voltage: 230 V/1 ph/50/60 Hz
Total Watts: 0.75 kW

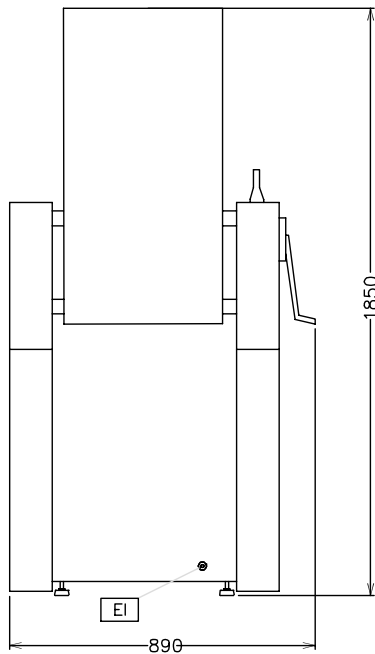
Key Information:

External dimensions, Width: 2380 mm
External dimensions, Depth: 890 mm
External dimensions, Height: 1265 mm
Net weight (kg): 160

Front

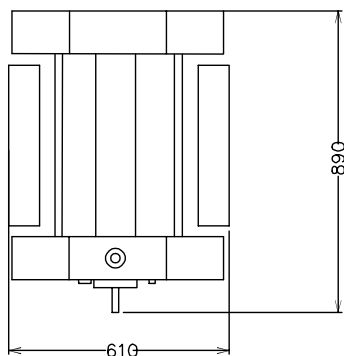


Side



EI = Electrical inlet (power)

Top



Dough sheeters
Dough Sheeter, floor standing belt, Variable Speed - 500 mm

The company reserves the right to make modifications to the products without prior notice. All information correct at time of printing.

2025.04.25